

CATALOG 2013



CATALOG 2013

Picasso Banner Stand

- Economy single-sided retractable banner stand, aluminum
- Visible banner size: 33.5" x 79"
- Design banner with 1" leader on top and 4" leader on bottom
- Top swing out stabilizing feet
- Clip top rail, tape-in bottom rail
- Light duty use
- Carrying case included



Part# BSERU1

Van Gogh Banner Stand

- Premium double-sided retractable banner stand, aluminum
- Visible banner size: 33.5" x 79"
- Design banner with 1" leader on top and 4" leader on bottom
- Telescoping pole
- Clip top rail, tape-in bottom rail
- Carrying case included



Part# BSPRU2

Monet Banner Stand

- Economy double-sided retractable banner stand, aluminum
- Visible banner size: 33.5" x 79"
- Design banner with 1" leader on top and 4" leader on bottom
- One large swing out stabilizing foot
- Poles store inside stand body
- Clip top rail, tape-in bottom rail
- Carrying case included



Part# BSERU2

Dali Banner Stand

- X banner stand, black
- Banner size: 24" x 63"
- Place grommets 1" from corners
- #2 grommets recommended
- Carrying case included



Part# BSX1

Matisse Banner Stand

- Premium single-sided retractable banner stand, aluminum
- Visible banner size: 33.5" x 90"
- Design banner with 1" leader on top and 4" leader on bottom
- Easy print change system with tension knobs
- Telescoping pole
- Clip top rail
- Bottom rail with slide-in strip (pre-adhesive)
- Carrying case included



Part# BSPRU1

O'Keeffe Banner Stand

- Adjustable X banner stand, black
- Converts 24" x 63" up to 32" x 71"
- Place grommets 1" from corners
- #2 grommets recommended
- Carrying case included



Part# BASX1

Da Vinci Banner Stand

- Economy L banner stand, black
- Clip top and bottom rails
- Carrying case included



Part#	Size
BSEL1	24" x 71"
BSEL2	32" x 71"

Rembrandt Mini Banner Stand

- Mini desktop single-sided retractable banner stand, aluminum
- 12" x 17"
- Clip top rail
- Tape-in bottom rail



Part# BSMRU1

Michelangelo Banner Stand

- L banner stand, aluminum
- 31.5" x 72"
- Clip top and bottom rails
- Carrying case included



Part# BSPL1

De Goya Banner Stand

- Single or double-sided display, aluminum
- 24" x 71"
- Clip top and bottom rails
- Carrying case included



Part# BSPD2

Pollock Flying Banner Stand

- Outdoor flying banner, black
- Spike inserts into ground
- Made to rotate 360°
- Accepts teardrop or bowhead shapes
- Carrying case included



Part# BSPF1

Kahlo Flying Banner Stand

- Outdoor flying banner, black
- 30" steel cross base
- Made to rotate 360°
- Accepts teardrop or bowhead shapes
- Carrying case included




Part# BSPF2

Plastic Slide-In Strip

- 33" pre-adhesive plastic strip
- Use with Matisse banner stand, part # BSPRU1
- 5/package

Part# BSPRU1PS



Large Format Banner Stand

- Adjustable height from 36" - 96"
- 1 1/8" top and bottom crossbars hold hemmed banner
- Includes two 3" x 16" bases
- Black in color

Part#	Width	Weight
BN-4BK	30" - 48"	11 lbs
BN-5BK	48" - 96"	12 lbs

Canvas Carrying Case

Part# EBG-6

BN-5BK 12" x 12" Extension Kit

Part# BN-5C2



Water Weight

- Use with Kahlo flying banner stand, part # BSPF2
- Keeps banner stand in place

Part# BSPF2WW



Mercury™ Retractable Banner Stand

- Adjustable up to 96" high
- Durable aluminum
- Holds banners up to 36" wide
- Banners attach with Velcro mounting system
- Black in color and includes carry bag

Part# RY-1BK



Classic Banner Stand

- Adjustable height from 36" - 96"
- Accepts hemmed banners on one or both sides
- 4 1/2" dowels for mounting banners included
- Available in black and silver

Part#	Max Width	Base Size	Color
BN-2S	24"	12"	Silver
BN-3S	36"	16"	Silver
BN-2BK	24"	12"	Black



Ultra UB Banner Stand

- Adjustable height from 42" - 96"
- Spring loaded back leg ensures graphic tension
- Attach banner with included hook and loop
- Black in color

Part#	Max Banner Width
UB5-24BK	24"
UB5-36BK	36"



BANNER ACCESSORIES

Banner Mounting Kits

- Cast aluminum bases and 3/4" fiberglass pole
- Mount banners from one or both sides of a pole
- Outdoor durable, will flex in strong winds
- Fits up to 12" diameter pole

Single Banner Kits

Part#	Banner Width
BKS18	18"
BKS24	24"
BKS30	30"
BKS36	36"
BKS42	42"



Additional Straps

Part#	Size
SS4STRAP	1/2" x 47"



Double Banner Kits

Part#	Banner Width
BKD18	18"
BKD24	24"
BKD30	30"
BKD36	36"
BKD42	42"



Economy Stakes - CORO11

- 9 gauge steel, zinc plated
- 10" wide, 30" tall
- Prongs: 7 1/2" tall
- Use with 4 mil corrugated plastic signs



Part# CORO11

Premier Stakes - CORO18I

- 5/16" round base, zinc plated
- 18" wide, 27" tall
- Prongs: 9" tall
- Use with 4 mil corrugated plastic signs



Part# CORO18I

Standard Stakes - CORO12I

- 1/4" round base, zinc plated
- 6" wide, 35" tall
- Prongs: 9" tall
- Use with 4 mil corrugated plastic signs



Part# CORO12I

Whisker Stakes - CORO6I

- 1/4" round base, zinc plated
- 6" wide, 35" tall
- Prongs: 5" tall
- Use with 4 mil corrugated plastic signs



Part# CORO6I

Economy Stakes - CORO3I

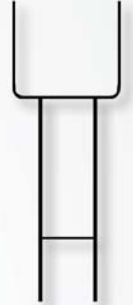
- 9 gauge steel, zinc plated
- 6" wide, 30" tall
- Prongs: 7 1/2" tall
- Use with 4 mil corrugated plastic signs



Part# CORO3I

Economy Stakes - 882001

- 9 gauge steel, black finish
- 10" wide, 33 1/2" tall
- Prongs: 8 1/2" tall
- Use with 4 mil corrugated plastic signs



Part# 882001

Heavy Stakes - CORO10I

- 9 gauge steel, black finish
- 10" wide, 30" tall
- Prongs: 8 1/2" tall
- Use with 10 mil corrugated plastic signs



Part# CORO10I

Economy Stakes - CORO2I

- 9 gauge steel, zinc plated
- 6" wide, 24" tall
- Prongs: 8" tall
- Use with 4 mil corrugated plastic signs



Part# CORO2I

Half Stakes - CORO5I

- 9 gauge steel, zinc plated
- 10" wide, 15" tall
- Prongs: 7 1/2" tall
- Use with 4 mil corrugated plastic signs



Part# CORO5I

Double Rider H-Frame


- 3/4" angle iron, black finish
- 18" x 24" main panel with a 6" rider above and below
- Rounded corner tops and spiked legs
- Holds up to 1/4" substrate
- Overall height: 46"
- Oversized small parcel item



Part#	Main Panel Size
HRTB1824	18" x 24"

Slide-in H-Frame

- 3/4" angle iron, black finish
- 6" rider below main panel
- Panels can easily slide in from the top or can be bolted in
- Holds up to 1/4" substrate
- Overall height: 42"
- Oversized small parcel item



HR2418SI

Part#	Main Panel Size
HR2418SI	24" x 18"
HR3624SI	36" x 24"

H-Frame

- 3/4" angle iron, black finish
- 6" rider below main panel
- Overall height: 42"
- Oversized small parcel item

Part#	Main Panel Size
HR1824V	18" x 24"
HR2820I	28" x 20"



HR1824V

Double Rider Slide-in H-Frame

- 3/4" angle iron, black finish
- 24" x 18" main panel with a 6" rider above and below
- Panels can easily slide in from the top or can be bolted in
- Holds up to 1/4" substrate
- Overall height: 45"
- Oversized small parcel item



Part#	Main Panel Size
HRTB2418SI	24" x 18"

Banjo Frame

- 1/2" round iron, black powder coated
- Overall height: 47"
- Oversized small parcel item



Part#	Main Panel Size
BF2418I	24" x 18"

Literature Holder

- 9¼" x 13" x 2" deep
- Holds 8½" x 11" paper
- Holes in back
- Includes two wood screws



Part# LH8511

Clips

- ½" wide x 1" long
- Mounting clips for real estate frames
- Box of 25 pcs

Part# CLIP1

Nuts & Bolts

- ¼" - 20 x ¾" truss head machine screw & hex nut
- Mount blanks to real estate frames or stakes
- Box of 25 pcs

Part# FASN1434

Sign Blanks

- .040 aluminum, white on both sides
- Square corners and mounting holes when applicable

Part#	Size	Holes
AB24640F	24" x 6"	2
AB282040F	28" x 20"	4
AB36640F	36" x 6"	2
AB182440F	24" x 18"	4
AB28640F	28" x 6"	2
AB243640F*	36" x 24"	4
AB24640S	24" x 6"	0
AB182440S	24" x 18"	0
AB243640S*	36" x 24"	0

*Only ships motor freight

PLASTIC REAL ESTATE FRAMES

Heavy Duty Plastic H-Frame

- High-grade engineered polyethylene
- 6" rider below main panel
- Slide and fit design eliminates need for bolting
- Hammer and push feature for easy installation
- Overall height: 45¾"

Part#	Description
HR2418IMP	White Frame
HR2418IMPBK	Black Frame



Single Arm Sign Post

- Post: 4" x 4" x 60" tall
- Constructed from rigid white vinyl
- Arm: 2" x 3½" x 40" long
- Easy to assemble: drive stake into ground, slide post over stake and hang your sign
- Includes hardware for mounting sign
- 32" of hanging space
- **Sign blank not included**

Part# REPW



Standard Sign Frame

- Post: 4" x 4" x 96" tall
- Constructed from rigid white vinyl
- Rails: 4" x 3¼" x 103 ½" long
- Includes hardware and standard post caps
- Standard sign size: 4' x 8' x ¼" substrate
- **Sign panel not included**

Part# SF4886MM

Custom sizes are available. Please call for pricing.



SIGN STAKES

T-Bar Stakes

- ¾" angle iron, black finish
- Overall height: 42"
- 4 mounting holes: 2 in stake, 2 in steel cross bar
- Stake - first hole is 11" from the tip of the stake, second hole is 6" below the first hole
- Steel Cross Bar - one hole inset ½" at each end of the steel cross bar
- 8" wide welded foot push, inset 10½" from bottom of stake and steel cross bar

Part# TBS42I



Sign Stakes

- ¾" angle iron, black finish
- 6 staggered mounting holes down the center of the stake
- 8" wide welded foot push, inset 10½" from bottom of the stake

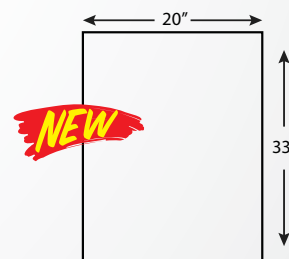
Part#	Size
SS4I	4'
SS5I	5'



U-Frames

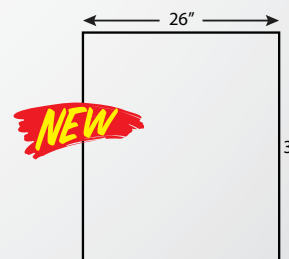
UF20

- 9 gauge steel, zinc plated
- 20" wide, 33" tall



UF26

- 9 gauge steel, zinc plated
- 26" wide, 33" tall



Corrugated Plastic Printed Signs

- 4 mm
- Size: 24" x 18"
- Order with your custom legend
- Print on one or both sides
- Nine standard color choices available
- Screen printed on corrugated plastic blanks
- Send file or we can produce a layout for you
- Send your custom quote request to: quotes@grimco.com

Part#	Description
CP1S1C	1 Side/1 Color
CP2S1C	2 Side/1 Color
CP1S2C	1 Side/2 Color
CP2S2C	2 Side/2 Color



Due To The Printing Process Colors May Not Be 100% Accurate

Corrugated Plastic Shape Signs

- 4 mm
- Ready for lettering
- Available in:
 - White-W, Red-R, Yellow-Y, except when noted
- Lightweight and easy to install
- In stock and ready to ship
- Mix colors and shapes for quantity discounts

Part#	Description	Size
CPSB*	Starburst	23" x 17"
CPHO*	House	23" x 16"
CPAR*	Arrow	23" x 15"
CPCI*	Circle	17" Diameter
CPCIR22	Circle	22" Diameter
CPSSR	Octagon	17" x 17"
CPFHW	Football Helmet	16" x 20"
CPMW	Megaphone	21" x 16"



For color choice when ordering replace * in the part# with W, R or Y



Pre-Printed Corrugated Plastic Golf Signs

- 4 mm
- Printed one side only
- Ready for lettering
- Lightweight and easy to install
- Mix signs for quantity discounts

Part#	Size	Description
CPGC	24" x 18"	Golf Cart Sign
CPGB	22" Diameter	Golf Ball Sign
CPGBALL	17" Diameter	Golf Ball Sign
CPGM	18" x 12"	Golfer Sign
CPGG	22" x 16"	Golf Green Sign



CPGM
18" x 12"
(11" x 9" work space)



CPGG
22" x 16"
(16" x 9" work space)



CPGBALL
17" Diameter
(12" x 10" work space)



CPGB
22" Diameter
(13" x 13" work space)



CPGC
24" x 18"
(9" x 5" work space)

Pre-Printed Corrugated Plastic Sport Signs

- 4 mm
- Printed one side only
- Mix signs for quantity discounts


Part#	Description
CPFBALL	Football
CPSBALL	Soccer Ball
CPBBALL	Basketball
CPBABALL	Baseball



CPFBALL
White on Brown



CPSBALL
Black on White



CPBABALL
Black on White



CPBBALL
Black on Orange

Rider Pins

- Use to attach two corrugated plastic signs
- Bag of 12 rider pins

Part# RP12



All Products are...

- 100% made in the USA
- Manufactured from recycled structural plastic
- Lightweight for reduced shipping costs



USA Step Frame

- Black plastic frame
- 24" x 18" sign panel
- Accepts aluminum or corrugated plastic
- No fasteners required, slide sign into place



Part# USA-SF01



USA Spider Stake

- Black plastic stake
- Accepts 4 mm corrugated plastic signs
- Replacement for standard wire H-stake
- Penetrates hard ground with ease



Part# USA-SS01

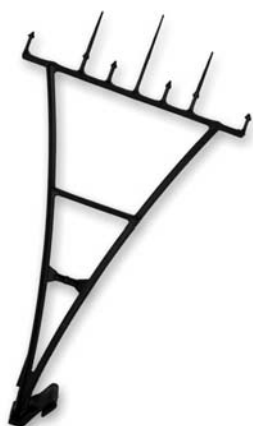


USA Car Window Clip

- Black plastic window clip
- Accepts 4 mm corrugated plastic signs
- Designed to slide on most car or truck windows
- Great for car dealers and real estate agents



Part# USA-DC01



USA Large A-Frame

- Black plastic frame
- 18" x 24" to 36" x 60" signs and beyond
- Accepts 4 mm and 6 mm panels
- Bungee style center support and versatile design makes this unit highly flexible
- Use with corrugated plastic, MAX-metal, foam boards and PVC



Part# USA-AF01



USA Hot Dog Stand

- Black plastic table top stand
- Accepts 4 mm corrugated plastic
- Supports smaller version of corrugated plastic and cardboard signs
- Indoor table and countertop use



Part# USA-HDS01




USA Standard A1A Frame

- Black plastic frame
- Standard 18" x 24" and 24" x 24" signs
- Accepts 4 mm and 6 mm panels
- Maximum panel width is 36"
- Use with corrugated plastic, foam boards or PVC



Part# USA-A1AF01



Signicade Deluxe

- Plastic, double-sided sign stand
- Sign face regress: 24" x 36"
- "Quick Change" feature allows sign to slide in and out easily
- "Stay Tabs" assure sign stays securely in place
- Overall height: 45"

Part#	Color
140NS	White
140NSBK	Black



Signicade

- Plastic, double-sided sign stand
- Sign face regress: 24" x 36"
- Works with vinyl letters (surface prep required), metal and plastic sign blanks
- Screw in feature allows changeable sign face
- Overall height: 45"

Part#	Description
130NS	25" x 45" White Stand
130NSY	25" x 45" Yellow Stand



Simpo Sign II

- Plastic, double-sided sign stand
- Sign face regress: 22" x 28"
- Works with all sign blanks including corrugated plastic and thin aluminum
- Slide blanks up and in, no bolts required
- Overall height: 36"

Part#	Description
120	Simpo Sign II Frame



Squarecade

- Plastic, double-sided sign stand
- Sign face regress: 24" x 24"
- Works with vinyl letters (surface prep required), metal and plastic sign blanks
- Screw in feature allows changeable sign face
- Overall height: 36"

Part#	Description
136NSW	25" x 36" White Stand
136NSY	25" x 36" Yellow Stand



Econo Classic

- Plastic, double-sided sign stand
- Sign face regress: 24" x 36"
- Works with corrugated plastic, foamboard, acrylic or aluminum sign blanks up to 3/16" thick
- Easily slide signs in and out, no bolting required
- Overall height: 42 3/4"

Part#	Size
1230	26 1/2" x 42 3/4"



Swing Pro Sign Frame

- Sign frame that can be mounted to square or round poles
- Allows sign blank to swing in the wind
- Sign is visible from both sides
- Ideal for use with coro and MAX-metal blanks
- Includes 2 hinge assemblies with elevation rings, aluminum L-tude and 2 brushed stainless steel mounting straps
- Base dimensions: 24" x 38"

Part#	Color
SP24	Silver



Marquee

- Plastic, double-sided sign stand
- Sign face regress: 24 3/16" x 36 1/16"
- Works with vinyl letters (surface prep required), metal and plastic sign blanks
- Screw in feature allows changeable sign face
- Overall height: 41"
- Sold in packs of 2

Part#	Color
2300BK	Black
2300G	Green
2300R	Red
2300B	Blue



Minicade

- Plastic, double-sided sign stand
- Sign face: 12" x 24"
- Works with vinyl letters (surface prep required), metal and plastic sign blanks
- Screw in feature allows changeable sign face
- Overall height: 36"

Part#	Size
155	13" x 36"




Flex Stand

- Legs made of 1" square tubing
- 2 sizes available, includes .040 aluminum blank with protective trim
- Withstands high winds, springs back into place
- Overall height: 40"
- Oversized small parcel item

Part#	Description
ST2436BB	Stand w/white 24" x 36" blank
ST3036BB*	Stand w/white 30" x 36" blank

*Item not as depicted, similar sign face mounted on 4-1" square legs with rubber feet



Wind Sign II

- Legs made of 1" square tubing
- 2 sizes available, includes .040 aluminum blank with protective trim
- Withstands high winds, springs back into place
- Overall height: 40"

Part#	Size
WS1810	26" x 40 3/4"



Wind Spinner Sign

- Steel frame, black powder coated finish
- Holds 18" x 30" sign, up to 1/2" thick
- Sign face spins in the wind
- Ground pegs extend 15" to help secure the unit
- Overall height: 39"
- Legs extend 15" from the center
- **Oversized small parcel item**

Part#	Size
W1836	39" x 15"



Sidewalk Stand

- 1/2" angle iron, black powder coated finish
- .080 white powder coated aluminum blank available
- Includes "S" hooks
- Holes are on 12" centers
- Overall height: 32"

Part#	Description
AV1	18" x 32" sign stand only
AV1BB	Stand w/white 16" x 24" blank
AV1BO	16" x 24" white blank only



Sidewalk Frame

- 1/2" angle iron A Frame, black powder coated finish
- .080 white powder coated aluminum blank: 24" x 30"
- Includes "S" hooks
- Holes are on 15 3/4" centers
- Overall height: 37"

Part#	Description
AV5	28" x 37" sign stand only
AV5BB	Stand w/white 24" x 30" blank
AV5BO	24" x 30" white blank only



Flex Sign Frame

- 1 1/2" steel tubing legs, frame is coated with a black rust proof finish
- Holds 24" x 36" sign, up to 1/4" thick
- Coil springs attach base to frame
 - Tested in up to 60 mph winds
- Overall height: 46 3/4"
- **Oversized small parcel item**

Part#	Description
CFAB2436	Stand Only
CFAB2436BB	Stand w/white 24" x 36" blank



SIGN STAND ACCESSORIES

Message Board Kit

- Turns Signicade or Marquee into a changeable message board
- Includes:
 - 2 boards with tracks permanently attached
 - 350 letters and numbers, "Sale" and "Special" headers
 - Storage box with indexed dividers
 - Hardware for attaching boards


Part#	Description
131MK	300 Pc Letterset/Panels



Well-Nuts & Bolts

- Tighten screw into plastic sign and insert expands
- Creates a permanent screw receptacle allowing user to easily change signs
- Sold in packs of 20

Part#	Description
W20S	Pkg of 20 Well-nuts & bolts



Swinger® Signs White

- Grabs attention with swinging motion
- Rust proof
- Durable and stable in windy conditions
- 24" x 36" sign face

Swinger® Signs Black

- Grabs attention with swinging motion
- Rust proof
- Durable and stable in windy conditions
- 24" x 36" sign face

Springer® Signs Tip 'N Roll® Signs

- Galvanized steel springs for long use
- Change sign face in seconds
- Two-sided
- 24" x 36" sign face

- Grab the handle, tip and roll!
- Highly portable
- Equipped with non-slip feet
- 24" x 42" sign face

Ready 4 Graphics™ Signs

- Blank sign face
- Ready for your own graphics
- Two-sided
- Perfect for digital or vinyl



Part# SWGR4G



Part# SWGR4GBK



Part# SPG



Part# TNR-R4G-1

WO/WO® Signs

- Wet Erase sign face
- Write on/Wash off
- Two-sided
- Smudge proof & water proof
- Markers included



Part# SWGWOWO



Part# SWGWOWBK



Part# SPGWOWO



Part# TNRWOWO

Standard Message Board Signs

- Letter tracks both sides
- 314 - 4" changeable letters & numbers
- Two-sided
- Up to 7 lines



Part# SPGSS



Part# SWGMBBK



Part# SPGMB



Part# TNRMB

Deluxe Message Board Signs

- Letter tracks both sides
- Two-sided
- 314 - 4" letters & numbers
- 22 - 8" numbers with % sign
- 2 headers



Part# SWGDLXMB



Part# SWGDLXMBBK



Part# SPGDLXMB



Part# TNR-DLXMB-1

Folding Frames

- 1" angle iron, black finish
- Panels slide in, no nuts or bolts required
- Folds flat and has carrying handle for easy portability
- Overall height: 30"
- Sign blank (not included)

Part#	Size
FF2418SB	24" x 18"

- 3/4" angle iron, black finish
- Hardware required for mounting sign
- Folds flat and has carrying handle for easy portability

Part#	Size
FF2418	24" w x 18" h Horizontal
FF2436	24" w x 36" h Vertical
FF3624*	36" w x 24" h Horizontal

* Oversized small parcel item

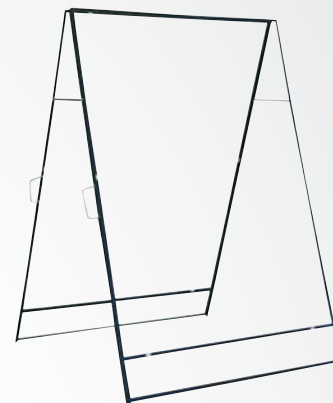


Large Sidewalk Folding Frame

- 3/4" angle iron, black finish
- Hardware required for mounting sign
- Folds flat and has carrying handle for easy portability
- Overall height: 54"
- Standard sign size: 36" x 48"

Part#	Description
F4836A100	Stand w/o sign blanks
F4836A100BB	Stand w/ (2) blanks
F4836A100BO	36" x 48" white blank

Must Ship Motor Freight




Scroll Brackets with White Powder Coated .080 Aluminum Blanks



- 24" long bracket
- Holes on 10 1/4" centers
- 18" x 12" blanks
- Includes "S" hooks for mounting sign
- Bracket can bolt or strap to wall

Part#	Description
SC24	24" Scroll Bracket
SC24BO	18" x 12" White Blank
SC24BB	Bracket & Blank



- 36" long bracket
- Holes on 21 3/4" centers
- 24" x 18" blanks
- Includes "S" hooks for mounting sign
- Bracket can bolt or strap to wall

Part#	Description
SC36	36" Scroll Bracket
SC36BO	24" x 18" White Blank
SC36BB	Bracket & Blank



- 48" long bracket
- Holes on 23" centers
- 36" x 24" blanks
- Includes "S" hooks for mounting sign
- Bracket can bolt or strap to wall

Part#	Description
SC48	48" Scroll Bracket
SC48BO	36" x 24" White Blank
SC48BB	Bracket & Blank

Deluxe Scroll Brackets with White Powder Coated .080 Aluminum Blanks

- 53" long bracket
- Holes on 30" centers
- 36" x 24" blanks
- Heavy duty decorative bar and eyelets for holding heavier materials
- Bracket can bolt or strap to wall
- Includes "S" hooks for mounting sign

Part#	Description
DS53	53" Scroll Bracket
DS53BO	36" x 24" White Blank
DS53BB	Bracket & Blank



- 41" long bracket
- Holes on 22" centers
- 30" x 24" blanks
- Heavy duty decorative bar and eyelets for holding heavier materials
- Bracket can bolt or strap to wall
- Includes "S" hooks for mounting sign

Part#	Description
DS41	41" Scroll Bracket
DS41BO	30" x 24" White Blank
DS41BB	Bracket & Blank



Quick Links

- 1/8" diameter, black powder coated
 - Used to attach sign blanks to chains
 - Sold in a pair
- Part# QL018



Rubber Coated Sign Hangers

- 1/2" wide, stainless steel and rubber coated
- Used for suspending sign blank from a scroll bracket
- Clasps around both sides of the sign for extra support

Part# SSH



Stand-Up Display

- Heavy duty stand up display base
- Made of durable ABS hard plastic
- Base dimensions: 18" x 10"
- Accepts 1/2" thick media, including: MAX-metal, foam and coro
- Required media insert width: 16"

Part# SUD16



Gold Indoor Pedestal Base

- 11" round base with 7/8" round post
- Holds 14" x 11" inserts, slot is 5/16" wide
- Overall height: 47"

Part# SF4SRX



Single Stem Sign Frame

- Double-sided, aluminum alloy frame
- 16" contoured steel base
- Holds 22" x 28" sign, up to 1/4" thick
- Overall height: 60"

Part# LF128S



Black Indoor Pedestal Base

- Aluminum
- 10" round base with 7/8" round post
- SF4 holds 14" x 11" inserts, slot is 5/16" wide
- SF8 holds 22" x 14" inserts
- Overall height: 47"

Part#	Description
SF4BIX	Holds 14" x 11" signs
SF8BIX	Holds 22" x 14" signs



Twin Stem Sign Frame

- Double-sided, aluminum alloy mitered frame
- 12" x 14" base
- Holds 22" x 28" sign, up to 1/4" thick
- Overall height: 60"

Part#	Color
TO2412	Silver
TO2412BK	Black



Black Felt Letter Board

- Aluminum frame, pole and 15" base
- 56" tall
- Sign face is 24" x 18"
- Includes 290 3/4" letterset

Part# UV1315A



Poster Holder

- Extruded aluminum
- 24" x 15", 1 1/2" thick base
- Holds 22" x 28" sign, up to 1/4" thick
- Overall height: 63"

Part#	Color
2228S	Silver
2228BK	Black
2228BR	Gold



Black Felt Adjustable Letter Board

- Aluminum frame and radius base
- Adjustable height from 36" - 66"
- Sign face is 18" x 14"
- Includes 432 3/4" letterset

Part# UV1316EZ



Open/Closed Sign

- Black frame
- Slide message board to display "Open" or "Closed"
- Includes white/red open and closed face, 2 3/4" red and black lettersets and suction cups
- 14" x 20"

Part# VKBRWV



Sign Frames

- Plastic sign frame
- 8.5" x 11"
- Slide paper in through top slot
- Attach to wall with screws, velcro tape or double-sided foam tape (not included)

Part#	Description
R11185	Horizontal
R18511	Vertical



EASELS

Easel Backs

- Adhesive backed white single wing easels
- Made of 10 ply board
- 25/pack

Part#	Size
L3281233	3"
L3281234	5"
L3281230	7"
L3281231	9"
L3281232	12"
L3281235	15"



Desktop Easel

- 1/2" aluminum legs with rubber tips
- Holds sign up to 24" tall
- Overall height: 19"

Part# 152



Adjustable Easel

- 3/4" OD aluminum
- Adjustable height from 35" - 66"
- For floor and table top use
- Folds for easy storage

Part# 350



Indoor/Outdoor Enclosed Bulletin Board

- Satin anodized aluminum
- Shatter resistant acrylic window(s)
- Lockable door(s)
- Natural cork board
- Weather resistant, but not waterproof



Part#	Size	# of Doors
UV401	18" x 24" x 2"	1
UV402	24" x 36" x 2"	1
UV403-5	42" x 32" x 2"	2
UV404*	48" x 36" x 2"	2

*Must Ship Motor Freight

Indoor/Outdoor Enclosed Letterboards

- Satin anodized aluminum
- Black vinyl letterboards with weather resistant backing
- Lockable frame with shatter resistant acrylic windows
- Includes 290 3/4" letterset



Part#	Size	# of Doors
UV1166D	18" x 24" x 2"	1
UV1160D	24" x 36" x 2"	1
UV1160D-5	42" x 32" x 2"	2
UV1161D*	48" x 36" x 2"	2

*Must Ship Motor Freight

Indoor Slim Style Boards

- Satin anodized aluminum
- Shatter resistant acrylic door
- Exterior Depth: 1 13/16"
- Face Frame: 1 13/16"
- Includes 290 3/4" letterset



Part#	Size	Face Material
UVRDS23SB	24" x 36"	Corkboard
UVRDS23SL	24" x 36"	Black Letterboard

Plastic Lettersets

- High impact letters
- Precision molding and bottom balanced tabs
- White, Helvetica font
- Manufactured to fit any letterboard
- 432 pieces per set



Part#	Size
UV52308	3/4"
UV52309	1

High Impact Letterboard

- Black frame
- Sign face is 22" x 28"
- Mounts vertically to any door or wall
- Includes OPEN/CLOSED sign
- Includes 290 3/4" letterset



Part# UVH12228BK

Indoor Economy Letterboards

- Black plastic frame board
- Depth: 2"
- Lockable door and shatter resistant acrylic window
- Includes 290 3/4" Helvetica letterset



Part#	Size
UVTE1824BL	18" x 24"
UVTE2436BL	24" x 36"

BRaille SIGNS

- Standard Braille signs for ADA compliance
- High impact styrene
- Pictograms, letters and braille are raised 1/32"
- Letters are 1 1/16" tall
- Signs have 1/2" radius corners and double faced adhesive on the back
- Available colors: white on blue, black on taupe and white on black



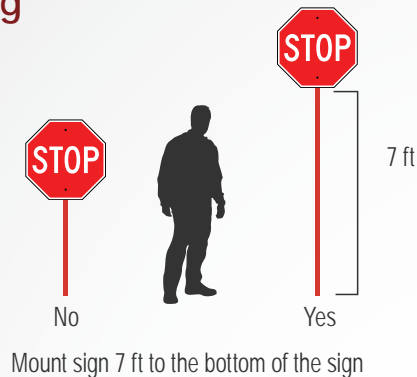
Suffix Meaning
 TP = Taupe
 BK = Black
 BU = Blue



 6" x 9" 09001TP 09001BK 09001BU	 6" x 9" 09002TP 09002BK 09002BU	 6" x 9" 09003TP 09003BK 09003BU	 6" x 9" 09004TP 09004BK 09004BU	 6" x 9" 09005TP 09005BK 09005BU	 6" x 9" 09017TP 09017BK 09017BU	 6" x 9" 09018TP 09018BK 09018BU
 6" x 9" 09006TP 09006BK 09006BU	 6" x 9" 09007TP 09007BK 09007BU	 6" x 9" 09010TP 09010BK 09010BU	 6" x 9" 09011TP 09011BK 09011BU	 6" x 9" 09015TP 09015BK 09015BU	 6" x 9" 09020TP 09020BK 09020BU	 6" x 9" 09019TP 09019BK 09019BU

Simplifying New Traffic Sign Regulations For Public & Private Property

Mounting



Street Name Signs

6" [MAIN STREET]

Where the speed limit is 25 mph or less
Use 6" high sign with 4" high letters

9" [MAIN STREET]

Where the speed limit is over 25 mph
Use 9" high signs with 6" letters

New Required Reflectivity Levels



For parking signs
Use engineer grade reflective film



For any traffic control or street name signs
Use high intensity prismatic or diamond grade reflective film

Explanation of Reflective Sheeting Levels When Applied to .080 Aluminum Blanks



Bright

RA Type I Engineer Grade Prismatic

- Material reflects at night when light hits it
- Signs will not rust
- 5-7 year life
- For non critical signs



Brighter

HIA Type III High Intensity Prismatic

- Material reflects at night when light hits it
- Ten times more reflective than Type I
- Signs will not rust
- 10 year average life
- Meets most State and Federal D.O.T. specifications



Brightest

DG Type XI Diamond Grade Prismatic

- Material highly reflects at night when light hits it
- Ten times more reflective than Type I
- Signs will not rust
- 10+ year average life depending on color
- Meets most State and Federal D.O.T. specifications

Effective Now

Your traffic control devices must conform to the Manual on Uniform Traffic Control Devices (MUTCD)

- If public travels on private property that you own or manage
- Includes shopping centers, offices and apartment complexes

Personal injury or loss of life in an area where traffic signs fail to comply with new Federal standards, will result in exposure to tort liability.

Visit www.minumumreflectivity.org for more information regarding minimum reflectivity bylaws.

Heavy Duty Parking Lot Stencils

- 1/8" thick polyethylene
- Apply paint using spray equipment, brush or roller
- Made for easy clean up
- Lightweight, roll up (must ship via UPS)
- Call or fax for pricing on stencils with logos



- Priced per letter/number
- Order as individual characters or as a complete stencil
- 10% discount for complete alphabet

Part#	Size
CS01	1"
CS02	2"
CS03	3"
CS04	4"
CS06	6"
CS08	8"
CS10	10"
CS12	12"
CS18	18"
CS24	24"
CS30	30"
CS36	36"
HA1	38" x 44" Handicap Stencil
HA2	24" x 32" Handicap Stencil

Reflective High Visibility Tape

- 5-7 year Engineer Grade Prismatic reflective marking tape
- Adheres to smooth, clean, dry surfaces
- Ideal for marking posts, barricades and more
- Available in:
 - White-W, Red-R, Yellow-Y

Part#	Size
RS130*	1" x 30'
RS230*	2" x 30'
RS330*	3" x 30'
RS350W	3" x 50 yds



For color choice when ordering replace * in the part# with W, R, Y
RS350W available in white only

Reflective Warning Stripe Tape

- Self adhesive reflective stripe tape
- Provides safety and visibility during night time and low light conditions
- Use indoors and outdoors

Part#	Size	Color
R3000TB2	2" x 30'	Black/Yellow
R4000RW2	2" x 30'	Red/White



Reflective Plastic Barricade

- Polyethylene legs and boards
- Top panel has 12" Engineer Grade reflective orange/white stripes
- 24" x 12" barricade
- Maintenance free and lightweight
- Can carry a 35 lb sandbag on front and back legs
- Molded hole and bolt protector design allows mounting of flashing light (not included)



Part# 101-T12-C8

Tubular Marker Post

- 36" orange post
- 2-3" white hi-intensity, white reflective stripes
- 8" base can be affixed to ground with lag bolts or epoxy (not included)
- Can withstand speeds up to 55 mph



Part# FS753

Impact Recovery Post

- Solid white plastic post
- 2 1/2" OD x 5' with 8" base
- Reactive spring allows post to give with impact
- Base designed for parking lot applications using bolts and epoxy (not included)
- Mount lightweight signs by drilling holes in post



Part# 2087391

Extruded Aluminum Street Name Signs

Flat Aluminum Street Name Signs

Upper Case Only Street Name Signs

Upper Case Only Street Name Signs



Type III High Intensity Prismatic

Part#	Size
SN-8	6" x Necessary length
SN-8-9	9" x Necessary length

- Double faced
- Square corners
- All upper case letters



Type III High Intensity Prismatic

Part#	Size
SN-9	6" x Necessary length
SN-9-9	9" x Necessary length

- Double faced
- .080 aluminum
- 3/4" radius corners
- All upper case letters

Upper/Lower Case Street Name Signs

- Double faced
- Square corners
- First letter of each word is upper case, all other letters are lower case
- White border to the edge
- 6" signs = 4" initial cap, 9" signs = 6" initial cap



Type III High Intensity Prismatic

Part#	Size
SN-11	6" x Necessary length
SN-11-9	9" x Necessary length

Upper/Lower Case Street Name Signs

- Double faced
- .080 aluminum
- 3/4" radius corners
- First letter of each word is upper case, all other letters are lower case
- White border to the edge
- 6" signs = 4" initial cap, 9" signs = 6" initial cap



Type III High Intensity Prismatic

Part#	Size
SN-12	6" x Necessary length
SN-12-9	9" x Necessary length

High Intensity Sheeting Is The New FHWA Standard For Completed Street Name Signs

CUSTOM LEGEND SIGNS

- .080 aluminum with Type I reflective
- Rounded corners
- Holes top and bottom centered

Quickship Custom Legend Signs

- Available with borders and vinyl lettering in the following colors:
 - Red, blue, black and green
- White background
- Only available in quantities of 5 or less

When ordering, please specify the following:

- Quantity, letter color, vertical or horizontal mount and exact legend

Vertical

Part#	Size
RA121824V	12 x 18
RA182424V	18 x 24
RA243024V	24 x 30

Horizontal

Part#	Size
RA181224H	18 x 12
RA241824H	24 x 18
RA302424H	30 x 24

Square

Part#	Size
RA18SQ24	18 x 18
RA24SQ24	24 x 24
RA30SQ24	30 x 30



Printed Special Legend Signs

- Available with borders and vinyl lettering in the following colors:
 - Red, blue, black, green, orange, yellow and brown
- Standard background colors:
 - White, red, blue, green, orange, yellow, and brown
- Signs can be printed with varying color combinations

When ordering, please specify the following:

- Quantity, letter and background colors, vertical or horizontal mount, size and exact legend

Vertical

Size
12" x 18"
18" x 24"
24" x 30"

Horizontal

Size
18 x 12
24 x 18
30 x 24

Square

Size
24 x 24
30 x 30

Ships in 24 hours!

NOTE: For quantities of 50 signs or more we reserve the right to under/over ship and bill accordingly by 5%



48" x 48"
W20-5RRA32
W20-5RHIA32
W20-5RDG32

48" x 48"
W20-5LRA32
W20-5LHIA32
W20-5LDG32

48" x 48"
W20-10RA32
W20-10HIA32
W20-10DG32

48" x 48"
W20-2RA32
W20-2HIA32
W20-2DG32

48" x 48"
W20-4RA32
W20-4HIA32
W20-4DG32

48" x 48"
W20-1RA32
W20-1HIA32
W20-1DG32

48" x 48"
W20-7ARA32
W20-7AHIA32
W20-7ADG32

48" x 48"
W21-1BRA32
W21-1BHIA32
W21-1BDG32

48" x 48"
W21-1SRA32
W21-1SHIA32

48" x 48"
W21-3RA32
W21-3HIA32
W21-3DG32

48" x 48"
W23-1RA32
W23-1HIA32
W23-1DG32

48" x 48"
W3-4RA32
W3-4HIA32
W3-4DG32

48" x 48"
W8-12RA32
W8-12HIA32
W8-12DG32

48" x 48"
W8-15RA32
W8-15HIA32
W8-15DG32

48" x 48"
W20-7SRA32
W20-7SHIA32
W20-7SDG32

48" x 48"
W21-6RA32
W21-6HIA32
W21-6DG32

48" x 48"
W21-1RA32
W21-1HIA32
W21-1DG32

48" x 48"
W-65RA32
W-65HIA32
W-65DG32

48" x 48"
W21-2RA32
W21-2HIA32
W21-2DG32

30" x 24"
M4-9RRA21
M4-9RHIA21
M4-9RDG21

30" x 24"
M4-9LRA21
M4-9LHIA21
M4-9LDG21

24" x 18"
M4-8ARA15
M4-8AHIA15
M4-8ADG15

60" x 24"
G20-2RA33
G20-2HIA33
G20-2DG33

24" x 18"
W16-2PRA15
W16-2PHIA15
W16-2PDG15
*Specify feet

48" x 18"
M4-10RRA29
M4-10RHIA29
M4-10RDG29

36" x 18"
G20-2BRA25
G20-2BHIA25
G20-2BDG25

60" x 36"
G20-1RA35
G20-1HIA35
G20-1DG35

Must ship motor freight
*Specify miles

All diamond signs are available in 30", 36" and 48" sizes.

Replace (32) with:
· 22 for 30" signs
· 27 for 36" signs

A-Frame Stand

- Comes with single-sided Men Working Sign, 24" x 24"
- Available in Type I reflective sheeting on .080 aluminum finish
- Frame constructed of sturdy angle iron
- Use self tapping screws to mount signs.
- Folds for easy storage and small parcel shipment

Part#	Description
AFMONLY	Metal Frame Only
AFMWRA	Metal Frame & Men Working Sign



Sign Stand

- Heavy duty Tripod will accommodate 24" thru 48" diamond mesh or metal signs
- Folds for easy storage and small parcel shipment
- For temporary use only
- Weighs 14 lbs and stands 60" tall




Part# TP1




36" x 48" x 48"
W14-3RA
W14-3HIA




18" x 18"
W13-1RA8
W13-1HIA8
Specify miles per hour in increments of 5, from 5 to 55



12" x 18" 18" x 24"
W1-8RA5 W1-8RA9
W1-8HIA5 W1-8HIA9



36" x 18" 48" x 24"
W1-6RA25 W1-6RA30
W1-6HIA25 W1-6HIA30



36" x 18" 48" x 24"
W1-7RA25 W1-7RA30
W1-7HIA25 W1-7HIA30



12" x 36"
OM-3CRA24
OM-3CHIA24



12" x 36"
G-105RRA24
G-105RHIA24



12" x 36"
G-105LRA24
G-105LHIA24



10" x 30"
G-105RRA2
G-105RHIA2



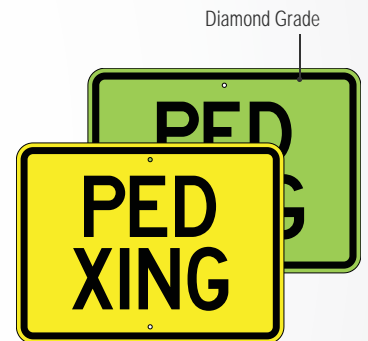
10" x 30"
G-105LRA2
G-105LHIA2



6" x 24"
G-105RRA11
G-105RHIA11



6" x 24"
G-105LRA11
G-105LHIA11



18" x 12" 24" x 18"
W11-2PRA5 W11-2PRA15
W11-2PHIA5 W11-2PHIA15
W11-2PDG5 W11-2PDG15



36" x 8"
W14-1ALRA
W14-1ALHIA



36" x 8"
W14-1ARRA
W14-1ARHIA



36" x 8"
W14-2ALRA
W14-2ALHIA



36" x 8"
W14-2ARRA
W14-2ARHIA

Crosswalk Signs



12" x 36"
HIA Alum
R1-6HIA24

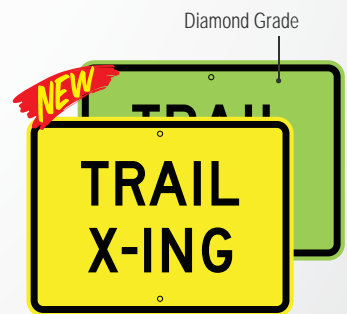
12" x 36"
DG Alum
R1-6DG24




12" x 36"
HIA Alum
R1-6AHIA24

12" x 36"
DG Alum
R1-6ADG24

DG version made of fluorescent yellow prismatic sheeting



18" x 12" 24" x 18"
W11-15PRA5 W11-15PRA15
W11-15PHIA5 W11-15PHIA15
W11-15PDG5 W11-15PDG15



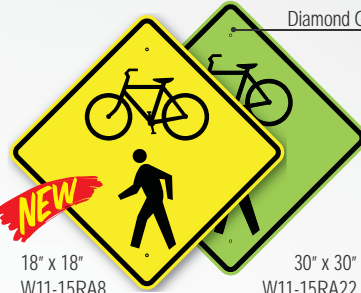
Diamond Grade

24" x 24"
W11-2ARA16
W11-2AHIA16
W11-2ADG16

30" x 30"
W11-2ARA22
W11-2AHIA22
W11-2ADG22



24" x 24"
W-34RA16
W-34HIA16



Diamond Grade

NEW

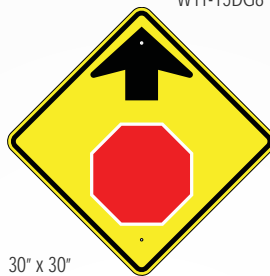
18" x 18"
W11-15RA8
W11-15HIA8
W11-15DG8

30" x 30"
W11-15RA22
W11-15HIA22
W11-15DG22

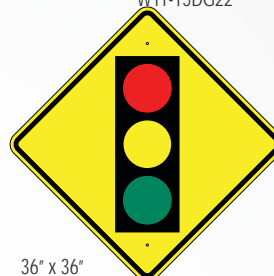


NEW

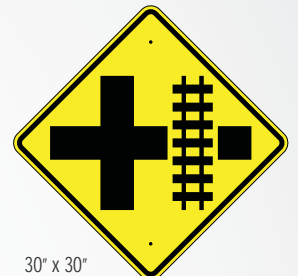
30" x 30"
W3-2SRA22
W3-2SHIA22
W3-2SDG22



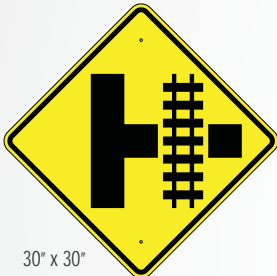
30" x 30"
W3-1SRA22
W3-1SHIA22




36" x 36"
W3-3SRA27
W3-3SHIA27



30" x 30"
W10-2RA22
W10-2HIA22



30" x 30"
W10-3RA22
W10-3HIA22



30" x 30"
W10-4RA22
W10-4HIA22



30" x 30"
W2-4RA22
W2-4HIA22



30" x 30"
W6-3SRA22
W6-3SHIA22



30" x 30"
W4-3RA22
W4-3HIA22



48" x 9"
R15-1RA
R15-1HIA



30" x 30" 36" x 36"
W10-1RA22 W10-1RA27
W10-1HIA22 W10-1HIA27



30" x 30"
W1-5RRA22
W1-5RHIA22



30" x 30"
W1-5LRA22
W1-5LHIA22



30" x 30"
W1-4RRA22
W1-4RHIA22



30" x 30"
W1-4LRA22
W1-4LHIA22



30" x 30"
W1-3RRA22
W1-3RHIA22



30" x 30"
W1-3LRA22
W1-3LHIA22



24" x 24"
W1-2LRA16
W1-2LHIA16



24" x 24" 30" x 30"
W1-2RRA16 W1-2RRA22
W1-2RHIA16 W1-2RHIA22



30" x 30"
W2-2RA22
W2-2HIA22



30" x 30"
W2-1RA22
W2-1HIA22



24" x 24"
W1-1RRA16
W1-1RHIA16



24" x 24"
W1-1LRA16
W1-1LHIA16



30" x 30"
W1-1LRA22
W1-1LHIA22



24" x 24"
W12-1RA16
W12-1HIA16



36" x 36"
W4-2LRA27
W4-2LHIA27



36" x 36"
W4-2RA27
W4-2HIA27



30" x 30"
W11-14RA22
W11-14HIA22



30" x 30"
W11-11SRA22
W11-11SHIA22



30" x 30"
W11-15SRA22
W11-15SHIA22



30" x 30"
W11-8SRA22
W11-8SHIA22



30" x 30"
W8-5SRA22
W8-5SHIA22



30" x 30"
W11-6SRA22
W11-6SHIA22



24" x 24"
W17-1RA16
W17-1HIA16




30" x 30"
W11-5SRA22
W11-5SHIA22



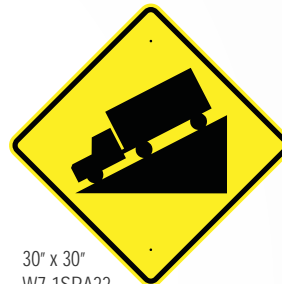
30" x 30"
W11-4SRA22
W11-4SHIA22



30" x 30"
W11-3SRA22
W11-3SHIA22



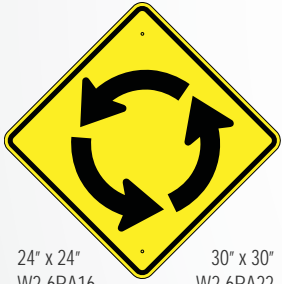
30" x 30"
W11-7SRA22
W11-7SHIA22



30" x 30"
W7-1SRA22
W7-1SHIA22



30" x 30"
W11-10SRA22
W11-10SHIA22



24" x 24"
W2-6RA16
W2-6HIA16



30" x 30"
W5-2ARA22
W5-2AIA22



24" x 24"
W5-3RA16
W5-3HIA16



24" x 24"
W8-11RA16
W8-11HIA16



24" x 24"
W18-5RA16
W18-5HIA16



24" x 24"
W8-13RA16
W8-13HIA16



30" x 30"
W8-11ARA22
W8-11AIA22



30" x 30"
W5-1RA22
W5-1HIA22



30" x 30"
W14-4RA22
W14-4HIA22



24" x 24"
W2-66RA16
W2-66HIA16



30" x 30"
W9-1LRA22
W9-1LHIA22



30" x 30"
W9-2RA22
W9-2HIA22



36" x 36"
W9-2RA27
W9-2HIA27



30" x 30"
W9-2RRA22
W9-2RHIA22



30" x 30"
W9-2RRA27
W9-2RHIA27



24" x 24"
W3-1ARA16
W3-1A16
30" x 30"
W3-1ARA22
W3-1A16A22



24" x 24"
W8-9RA16
W8-9HIA16



24" x 24"
W5-5RA16
W5-5HIA16
30" x 30"
W5-5RA22
W5-5HIA22



24" x 24"
W-62RA16
W-62HIA16



24" x 24"
W8-4RA16
W8-4HIA16
30" x 30"
W8-4RA22
W8-4HIA22



24" x 24"
W-64RA16
W-64HIA16



30" x 30"
W8-9BRA22
W8-9BHIA22



24" x 24"
W8-1RA16
W8-1HIA16



24" x 24"
W16-7RA16
W16-7HIA16




24" x 24"
W14-2RA16
W14-2HIA16
30" x 30"
W14-2RA22
W14-2HIA22



24" x 24"
W17-1ARA16
W17-1A16A16
30" x 30"
W17-1ARA22
W17-1A16A22



24" x 24"
W8-2RA16
W8-2HIA16



30" x 30"
W8-6RA22
W8-6HIA22
36" x 36"
W8-6RA27
W8-6HIA27



30" x 30"
W16-3RA22
W16-3HIA22



24" x 24"
W8-7RA16
W8-7HIA16
W8-7DG16
30" x 30"
W8-7RA22
W8-7HIA22
W8-7DG22



24" x 24"
W8-8RA16
W8-8HIA16
W8-8DG16



30" x 30"
W16-9RA22
W16-9HIA22



24" x 24"
W16-4RA16
W16-4HIA16



30" x 30"
W12-2SRA22
W12-2SHIA22

Specify height



24" x 24"
W18-2RA16
W18-2HIA16



24" x 24"
W8-18RA16
W8-18HIA16



24" x 24"
W8-5ARA16
W8-5A16A16
30" x 30"
W8-5ARA22
W8-5A16A22



24" x 24"
W18-1RA16
W18-1HIA16
30" x 30"
W18-1RA22
W18-1HIA22



24" x 24"
W16-5RA16
W16-5HIA16




24" x 24"
W14-1RA16
W14-1HIA16
30" x 30"
W14-1RA22
W14-1HIA22



24" x 24"
D9-2SRA16



24" x 24"
D9-3ARA16



24" x 24"
I-8RA16



24" x 18"
D11-1SRA15



30" x 24"
R3-17RA
R3-17HIA



24" x 6"
D9-2PRA11



24" x 6"
D9-3PRA11



24" x 6"
I-8PRA11



24" x 6"
D11-1BRA11



30" x 12"
R3-17BRA
R3-17BHIA



30" x 12"
R3-17ARA
R3-17AHIA



24" x 6"
D9-2BRA11




18" x 24"
W16-1PRA9
W16-1PHIA9



18" x 15"
D4-1RA7

Specify Arrow Direction
• Diagonal as shown
• Straight to left
• Straight to right



21" x 15"
M6-4RA10
M6-4RA10



21" x 15"
M6-1RA10
M6-1HIA10



21" x 15"
M6-3RA10
M6-3HIA10

SCHOOL SIGNS




18" x 24"
S2-10RA9



18" x 18"
S2-23RA8




24" x 10"
S4-2RA13
S4-2HIA13




24" x 30"
S5-2RA17
S5-2HIA17
S5-2DG17




18" x 24"
S2-9RA9



24" x 30"
S2-8RA17



24" x 48"
S4-7RA19
S4-7HIA19
S4-7DG19



24" x 48"
S5-1RA19
S5-1HIA19
S5-1DG19



30" x 30"
W15-1SRA22
W15-1SHIA22



18" x 24"
G-200RA9
G-200HIA9



18" x 24"
G-8RA9
G-8HIA9




18" x 24"
G-1RA9
G-1HIA9



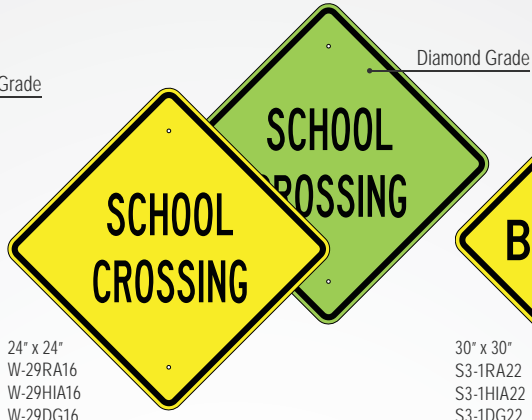
18" x 24"
G-2RA9
G-2HIA9



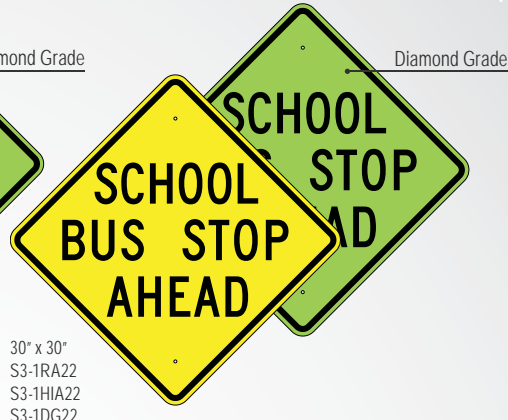
18" x 24"
G-4RA9
G-4HIA9



30" x 30"
S3-1SRA22
S3-1SHIA22
S3-1SDG22




24" x 24"
W-29RA16
W-29HIA16
W-29DG16



30" x 30"
S3-1RA22
S3-1HIA22
S3-1DG22



30" x 30" 36" x 36"
S1-1RA22 S1-1RA27
S1-1HIA22 S1-1HIA27
S1-1DG22 S1-1DG27



24" x 8"
S4-3RA12
S4-3HIA12
S4-3DG12



AHEAD

24" x 12"
W16-9PRA13
W16-9PHIA13
W16-9PDG13



ARROW

24" x 12" 30" x 18"
W16-7ARA14 W16-7ARA20
W16-7AHIA14 W16-7AHIA20
W16-7ADG14 W16-7ADG20

Replace the first "A" with an "R" for right arrows

MUTCD requires the use of the ahead and arrow sign under the S1-1 to designate the crosswalk being ahead and at the crosswalk.

Stop/Slow Paddles



- 24" x 24", double-sided octagon sign
- High intensity prismatic
- .063 aluminum
- 6' wooden handle
- Not assembled

Part#	Wording
HS-13	STOP/SLOW



- 24" x 24", double-sided octagon sign
- Engineer grade reflective
- .040 aluminum
- 6' wooden handle
- Not assembled

Part#	Wording
HS-12	STOP/SLOW



- 18" x 18", double-sided octagon sign
- Baked enamel .040 aluminum
- 6' wooden handle
- Not assembled

Part#	Wording
HS-10	STOP/STOP
HS-11	STOP/SLOW



- 18" x 18", double-sided, octagon signs
- Baked enamel .040 aluminum
- 6" wooden handle
- Perfect for crosswalk use
- Not assembled

Part#	Wording
HS-1	STOP/SLOW
HS-2	STOP/STOP

Post Reflectors



- Increase sign visibility day or night
- Promote safety
- Use on U-Channel, square, or round sign posts
- Reflective one side only
- .080 aluminum

Now Available In High Intensity Finish!

3" x 30" Size

Part#	Description
PF318ER	Red Engineer Grade
PF318RH	Red High Intensity
PF318YHI	Yellow High Intensity
PF318DGY	Yellow/Green Diamond Grade

NEW 3" x 72" Size

Part#	Description
PF319RH	Red High Intensity
PF319YHI	Yellow High Intensity
PF319YDG	Yellow/Green Diamond Grade



18" x 18"
R1-1RA8
R1-1HIA8
R1-1DG8

24" x 24"
R1-1RA16
R1-1HIA16
R1-1DG16



30" x 30" x 30"
R1-2RA22
R1-2HIA22
R1-2DG22



24" x 24"
R5-1RA16
R5-1HIA16
R5-1DG16

30" x 30"
R5-1RA22
R5-1HIA22
R5-1DG22



24" x 18"
R3-1PRA15
R3-1PHIA15



24" x 18"
R3-2PRA15
R3-2PHIA15



24" x 18"
R4-7PRA15
R4-7PHIA15



30" x 18"
R5-9RA15
R5-9HIA15

36" x 24"
R5-9RA26
R5-9HIA3624



12" x 18"
R2-1RA5
R2-1HIA5

18" x 24"
R2-1RA9
R2-1HIA9

24" x 30"
R2-1RA17
R2-1HIA17

Specify MPH in increments of 5, from 5-55



24" x 18"
R5-2PRA15
R5-2PHIA15



24" x 18"
R14-2RA15
R14-2HIA15




24" x 18"
R3-4PRA15
R3-4PHIA15



24" x 24"
R3-1SRA16
R3-1SHIA16

30" x 30"
R3-1SRA22
R3-1SHIA22



24" x 24"
R3-2SRA16
R3-2SHIA16

30" x 30"
R3-2SRA22
R3-2SHIA22



24" x 24"
R3-4SRA16
R3-4SHIA16

30" x 30"
R3-4SRA22
R3-4SHIA22



12" x 6"
R1-3CRA3
R1-3CHIA3



12" x 6"
R1-3BRA3
R1-3BHIA3



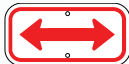
12" x 6"
R1-3ARA3
R1-3AHIA3



18" x 6"
R1-4RA6
R1-4HIA6



12" x 6"
G-62CRA3
G-62CHIA3



12" x 16"
G-62DRA3
G-62DHIA3



12" x 6"
R7-201RA3
R7-201HIA3



12" x 6"
R7-201BRA3
R7-201BHIA3



12" x 12"
R8-3SRA4
R8-3SHIA4

30" x 30"
R8-3SRA22
R8-3SHIA22



24" x 24"
R5-2SRA16
R5-2SHIA16

30" x 30"
R5-2SRA22
R5-2SHIA22



24" x 24"
R5-1ARA16
R5-1AHIA16



24" x 24"
R5-2ARA16
R5-2AHIA16



24" x 24"
R11-5RA16
R11-5HIA16



24" x 24"
R5-5BRA16
R5-5BHIA16

36" x 36"
R5-5BRA27
R5-5BHIA27



24" x 24"
R5-3RA16
R5-3HIA16



18" x 24"
R3-1ARA9
R3-1AHIA9



18" x 24"
R3-2ARA9
R3-2AHIA9



18" x 24"
R3-4ARA9
R3-4AHIA9



18" x 24"
R4-7ARA9
R4-7AHIA9



18" x 24"
R4-8ARA9
R4-8AHIA9



18" x 24"
R6-2RRA9
R6-2RHIA9




18" x 24"
R6-2LRA9
R6-2LHIA9




18" x 24"
R-63RA9
R-63HIA9



18" x 24"
R14-3RA9
R14-3HIA9



18" x 24"
R5-805RA9
R5-805HIA9



18" x 24"
R5-804RA9
R5-804HIA9



18" x 24"
R-94RA9
R-94HIA9



18" x 24"
R-95RA9
R-95HIA9



30" x 18"
R-10RA20
R-10HIA20



36" x 12"
R6-1RRA24
R6-1RHIA24



36" x 12"
R6-1LRA24
R6-1LHIA24


All signs made on .080 reflective aluminum




24" x 30"
R4-1RA17
R4-1HIA17



24" x 30"
R2-5ARA17
R2-5AHIA17



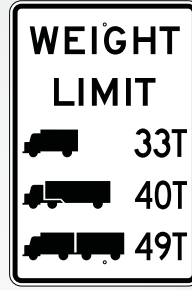
24" x 30"
R2-5ERA17
R2-5EHIA17



24" x 30"
R10-7RA17
R10-7HIA17



18" x 24" 24" x 30"
R12-1RA9 R12-1RA17
R12-1HIA9 R12-1HIA17




24" x 36"
R12-5RA23
R12-5HIA23
Specify weight limits




24" x 30"
R2-5CRA17
R2-5CHIA17



24" x 36"
R3-9BRA18
R3-9BHIA18



24" x 30"
R4-7SRA17
R4-7SHIA17



24" x 30"
R4-8SRA17
R4-8SHIA17



24" x 30"
R6-7RA17
R6-7HIA17



24" x 30"
R6-6RA17
R6-6HIA17



60" x 30"
R11-3BRA34
R11-3BHIA34

Must ship motor freight
*Specify miles



30" x 36"
R3-5ARA23
R3-5AHIA23



30" x 36"
R3-5RRA23
R3-5RHIA23



30" x 36"
R3-5LRA23
R3-5LHIA23



30" x 30"
R3-8RA22
R3-8HIA22



30" x 30"
R3-7LRA22
R3-7LHIA22



30" x 30"
R3-7RRA22
R3-7RHIA22



48" x 30"
R11-2BRA31
R11-2BHIA31



48" x 30"
R11-2RA31
R11-2HIA31



60" x 30"
R11-4RA34
R11-4HIA34

Must ship motor freight

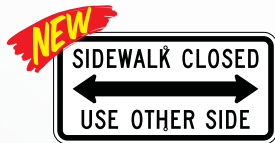


60" x 30"
R11-3RA34
R11-3HIA34

Must ship motor freight
*Specify miles



24" x 12"
R9-9RA13
R9-9HIA13



24" x 12"
R9-10RA13
R9-10HIA13



24" x 12"
R9-11ARA13
R9-11AHIA13

COUNTY ROAD / INTERSTATE SIGNS



M1-1



M1-2



M1-3



M1-4



M1-5





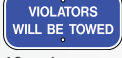
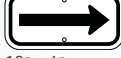
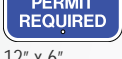



M1-6

*Federal version shown, individual state symbols also

CALL FOR PRICING ON THE ABOVE SIGNS!




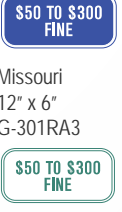

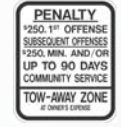
Disabled / Fine Signs

 12" x 6" G-11RA3	 12" x 6" G-13CRA3	 12" x 6" G-13DRA3	 12" x 6" G-13GRA3
 12" x 6" G-13ERA3	 12" x 6" G-13FRA3	 12" x 6" G-13HRA3	 12" x 6" G-13IRA3
 12" x 6" G-13JRA3	 12" x 6" G-13KRA3	 12" x 6" G-68BRA3	 12" x 6" G-68RA3
 12" x 6" G-74RA3	 12" x 6" G-62ARA3	 12" x 6" G-62BRA3	 12" x 6" G-62ERA3
 12" x 6" G-73RA3			

 12" x 18" G-40RA5	 12" x 18" G-42RA5	 12" x 18" G-65RRA5	 12" x 18" G-65LRA5	 12" x 18" G-65NRA5	 12" x 18" G-64RA5
 12" x 18" G-53RA5	 12" x 18" G-55RA5	 12" x 18" R7-8RA5	 12" x 18" R7-8NRA5	 12" x 18" R7-8BRA5 R7-8BHIA5	
 12" x 12" D9-6RA4		Part# 66D  18" x 18" D9-6RA8			

- Place these 6" x 6" pressure sensitive decals on any smooth clean surface.
- Great for making accessible entrances to buildings.
- Made of high performance outdoor grade vinyl.

 Alabama 12" x 18" AL1218RA5	 Arkansas 12" x 18" AR1218RA5	 California 24" x 24" CA2424RA	 California 12" x 24" CA1224RA	 Connecticut 12" x 24" CT1224NRA	 Connecticut 12" x 24" CT1224RA	 Florida 12" x 18" G-61RA5	 S. Florida 12" x 18" G-61MDRA5
---	--	---	---	---	---	---	--

 Georgia 12" x 18" GA1218RA	 Hawaii 12" x 18" HA1218RA5	 Massachusetts 12" x 18" MA1218RA5	 Minnesota 12" x 18" MN1218RA5	 Missouri 12" x 18" G-300RA5	 Missouri 12" x 6" G-301RA3	 Nevada 12" x 18" NV1218RA5	 New Jersey 10" x 12" R-1012RA
---	---	--	--	--	--	---	--

 N. Carolina 12" x 26" R7-8ERA	 N. Carolina 12" x 26" R7-8ENRA	 Pennsylvania 12" x 18" PA1218RA5	 Tennessee 12" x 18" TN1218RA	 Texas 12" x 24" TX1224NRA	 Virginia 12" x 18" VA1218RA	 Washington 12" x 18" WA1218RA5	 Wisconsin 12" x 18" WI1218RA5
--	---	---	---	--	---	---	--


N. Carolina
12" x 9"
G-86RA3


N. Carolina
12" x 9"
R7-8DRA

All EGP signs in stock for immediate shipment



12" x 18"
R-70RA5



12" x 18"
R-45RRA5



12" x 18"
R-45LRA5



12" x 18"
R-46RA5



12" x 18"
R-18RA5



12" x 18"
R7-1RRA5



12" x 18"
R7-1LRA5



12" x 18"
R7-1RA5



12" x 18"
R-42RA5



12" x 18"
R-42RRA5



12" x 18"
R-42LRA5



12" x 18"
R-43RA5



12" x 18"
R-83RA5



12" x 18"
R-40RA5



12" x 18"
R-86RA5



12" x 18"
R-84RA5



12" x 18"
R7-6RA5



12" x 18"
R-77RA5



12" x 18"
R-80RA5



12" x 18"
R-201RA5



12" x 18"
R-76RA5



12" x 18"
R-114RA5



12" x 18"
R-53RA5



12" x 18"
R-54RRA5



12" x 18"
R-54RA5



12" x 18"
R-54LRA5



12" x 18"
R-49RA5



12" x 18"
R7-4RA5



12" x 18"
R-79RA5



12" x 18"
R-78RA5



12" x 18"
R-55RA5



12" x 18"
R-71RA5



12" x 18"
R-34RA5



12" x 18"
R-72RA5



12" x 18"
R-96RA5



12" x 18"
R-200RA5



12" x 18"
R-400RA5



12" x 18"
R-89RA5



12" x 18"
R-98RA5



12" x 18"
R-110RA5



12" x 18"
R-88RA5



12" x 18"
R-90RA5



12" x 18"
R-91RA5



12" x 18"
R-92RA5



12" x 18"
R-107RA5



12" x 18"
R-97RA5



12" x 18"
S2-14RA5



12" x 18"
R-111RA5

Type I reflective .080 aluminum signs are visible for day or nighttime use



12" x 18"
R-401RA5



12" x 18"
R-100RA5



12" x 18"
R-101RA5



12" x 18"
R-102RA5



12" x 18"
R-103RA5



12" x 18"
R-104RA5



12" x 18"
G-21RA5



12" x 18"
G-27RA5



12" x 18"
G-28RA5



12" x 18"
G-28LRA5



12" x 18"
G-29RA5



12" x 18"
G-22RA5



12" x 18"
G-78RA5



12" x 18"
R7-3RA5



12" x 18"
G-20RA5




12" x 18"
G-115RA5




12" x 18"
G-116RA5



12" x 18"
G-49RA5



12" x 18"
G-80RA5



12" x 18"
G-81RA5



12" x 18"
R-115RA5



12" x 18"
R-105RA5



12" x 18"
G-83RA5



12" x 18"
G-84RA5



12" x 18"
G-85RA5



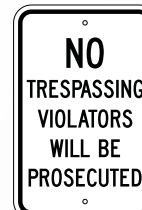
12" x 18"
G-86RA5



12" x 18"
G-89RA5



12" x 18"
G-90RA5



12" x 18"
G-75RA5



12" x 18"
R7-202RA5



12" x 18"
R-68BRA5



12" x 18"
R-69CRA5



12" x 18"
R-69DRA5



18" x 12"
G-47RA5



18" x 12"
G-92RA5



18" x 12"
G-93RA5



18" x 12"
G-37RA5



18" x 12"
G-94RA5



18" x 12"
G-56RA5



18" x 12"
G-76RA5



18" x 12"
G-70RA5



18" x 12"
G-48RA5



18" x 12"
G-209RA5



18" x 12"
G-34RA5



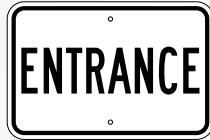
18" x 12"
G-35RRA5



18" x 12"
G-35LRA5




18" x 12"
G-36RA5



18" x 12"
G-31RA5



18" x 12"
G-32LRA5



18" x 12"
G-32RRA5



18" x 12"
G-33RA5



18" x 12"
G-30RA5



18" x 18"
G-110RA8



18" x 18"
G-113RRA8



18" x 18"
G-113LRA8



18" x 18"
G-111RA8



18" x 18"
G-112RRA8



18" x 18"
G-112LRA8



18" x 24"
R8-3RA9



18" x 24"
R-53RA9




18" x 24"
R-18RA9



18" x 24"
G-10RA9



18" x 24"
G-50RA9



18" x 24"
G-51RA9



18" x 24"
G-88RA9



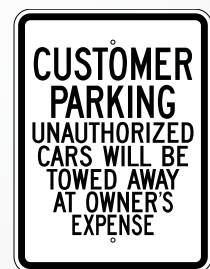
18" x 24"
G-52RA9



18" x 24"
G-118RA9



18" x 24"
G-44RA9



18" x 24"
G-45RA9



18" x 24"
G-99RA9

Courtesy Signs



12" x 18"
R-210RA5



12" x 18"
R-116RA5



12" x 18"
R-117RA5



12" x 18"
R-118RA5

Add-A-Legend Signs

- .080 Aluminum
- Lettered with permanent outdoor grade vinyl



12 x 18
G-14RA5



12 x 18
G-15RA5



12 x 18
CW-18RA5



12 x 18
G-16RA5



12 x 18
G-17RA5

Drive Carefully Signs



18" x 24"
S-1824RA



24" x 18"
S-2418RA



18" x 24"
CW-14RA9



18" x 24"
CW-16RA9



18" x 24"
CW-17RA9

Your Custom Wording And Shipment Within 24 Hours!

Surveillance Signs



18" x 24"
G-117RA9



18" x 24"
G-400RA9

Pool • Swimming Signs



12" x 18"
S2-21RA5



18" x 18"
S2-18RA8*



18" x 18"
S2-19RA8



18" x 12"
S2-20RA5

Snow Route Signs



18" x 24"
R7-203RA9



12 x 18
SR-3RA5*



12 x 9
R10-7RA1

Neighborhood Watch



18" x 24"
G-46RA9*



12" x 18"
G-120RA5

Cell Phone Use



24" x 18"
S7-1TRA

Channel Posts

- Tapered on end for easy installation
- Punched full length
- 4', 6', 7' posts are ideal for temporary applications or smaller signs
- 8' and taller posts are ideal for permanent sign installation
- Painted green or hot dipped galvanized finish



Part#	Size	Finish	WT/FT
UP-4	4'	Green	1.12
UP-6	6'	Green	1.12
UP-6G	6'	Galvanized	1.12
UP-7	7'	Green	1.12
UP-7G	7'	Galvanized	1.12
UP-8	8'	Green	2.0
UP-8G	8'	Galvanized	2.0
UP-10	10'	Green	2.0
UP-10G	10'	Galvanized	2.0
UP-103	10'	Green	3.0
UP-10G3	10'	Galvanized	3.0
UP-12	12'	Green	2.0
UP-12G	12'	Galvanized	2.0
UP-123	12'	Green	3.0
UP-12G3	12'	Galvanized	3.0

10' and taller posts must ship motor freight

Break Away U-Channel Posts

- 2 lb/ft
- Posts break away at the stub upon impact
- Includes 3' base, top post and mounting hardware

Part#	Size	Finish
UP-8BP	8'	Green
UP-8BPG	8'	Galvanized
UP-10BP	10'	Green
UP-10BPG	10'	Galvanized

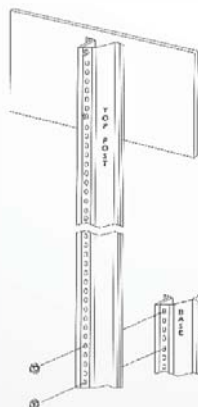
Break-Away Post Hardware

- Hardware for 1 post
- Includes:
 - 2 bolts and locking nuts
 - 2 washers
 - 4 square spacer nuts

Part# FASBA



Post between these 2 spacers



Square Sign Posts

- $\frac{7}{16}$ " holes on 1" centers the full length of the post
- Mount signs back to back on all 4 sides
- Use alone or with a 3' base post to create a break-away system

**Need a stronger post?
12 gauge now available!**

1 $\frac{3}{4}$ " Posts

Part#	Size	Gauge
SQ8	8'	14
SQ10	10'	14
SQ12	12'	14
SQ10-12	10'	12

2" x 2" Posts

Part#	Size	Gauge
SQ82	8'	14
SQ102	10'	14
SQ122	12'	14
SQ102-12	10'	12
SQ122-12	12'	12



Square Post Anchors -12 Gauge

Part#	Size	Corresponding Post
SQ3	3', 2" base	1 $\frac{3}{4}$ "
SQ32	3', 2 $\frac{1}{4}$ " base	2"

Sleeves For Square Post - 12 Gauge

Part#	Size	Corresponding Post
SQ18	18", 2 $\frac{1}{4}$ " base	1 $\frac{3}{4}$ "
SQ182	18", 2 $\frac{1}{2}$ " base	2"

Square Post Corner Bolt

- Aluminum
- Includes hex nut
- Attaches base and upright post

Part#	Size	Base
VCB1682	1 $\frac{3}{4}$ " x 2" x 2 $\frac{1}{4}$ "	2"
VCB1683	$\frac{5}{16}$ " x 18" x 2 $\frac{1}{2}$ "	2-2 $\frac{1}{2}$ "



Square Post Drive Rivet

- 1" O.D. Aluminum
- Grip .140"-.330"
- Includes washer
- Attaches sign to square post

Part# VCR221



2 $\frac{3}{8}$ " Pipe Post

- 2 $\frac{3}{8}$ " O.D. Galvanized steel pipe
- 16 gauge
- .065 wall

Part#	Size
PP-8	8'
PP-1	10'
PP-2	12'

10' and taller posts must ship motor freight



Post Mounting Base

- 15" aluminum base
- Use with u-channel, square, and round posts
 - Must drill holes in round post and attach with bolts (not included)
- Mount permanently to a paved surface or for temporary use
- Attachment hardware for 4" stub included

Part#	Replacement stub:
IN81	IN81S



Post Puller

- Use with u-channel, round and square posts
- Part# YE3000



Pedestal Base & Wheel

- Drilled for mounting: 12" x 18", 18" x 24" and 24" x 24" signs (sign not included)
- 4 ft pipe included

Part#	Description
GP-4	14" cast iron base, 32 lbs
GP-5	18" cast iron base, 37 lbs



Post Driver

- Length: 65"
- Use with up to 3 lb u-channel, round and square posts
- One person can drive post up to 12"
- Barrel ID: 3 1/4"
- Weight: 38 lbs



Part# NO8

Drive Caps

- #### Channel Post Drive Cap
- Fits 2 lb/ft posts, 8' and taller
 - Protects top of post
 - Makes driving post into the ground easier



Part# NO10

Square Post Drive Cap

- Fits 2" post
- Protects top when driving



Part# NO11

GP-4 Pedestal Base Wheel

- Wheel connects to pedestal base using nuts and bolts (included)
- Black finish to match stanchions
- Weight: 3 lbs
- Makes movement of GP-4 base easy

Part# GPWHEEL



DELINEATORS

Aluminum Delineator

- 3" x 8", .080 aluminum back
- Engineer grade prismatic reflective

Part#	Color
RF-6A	Amber
RF-6R	Red
RF-6W	White



Plastic Reflector

- 3" diameter
- 3/8" hole

Part#	Color
RF-1A	Amber
RF-1R	Red
RF-1W	White



Aluminum Reflector

- 3" diameter
- 3/8" hole
- .080 aluminum back

Part#	Color
RF-1AAlum	Amber
RF-1WAlum	White



Aluminum Delineator

- 3" x 8" .080 aluminum
- High intensity prismatic sheeting


Part#	Color
RF-6AHI	Amber
RF-6WHI	White



OM1-1 High Intensity Reflector

- 18" x 18" - 3" plastic buttons on .080 aluminum sheeted with high intensity

Part#	Color
RF-9AHI	Amber
RF-9RHI	Red



OM1-1 Baked Enamel Reflector

- 18" x 18" - 3" plastic buttons on .080 aluminum baked enamel back.

Part#	Color
RF-9A	Amber
RF-9R	Red
RF-9RBK	Red on Black



Button On Aluminum

- 6" x 15" .080 baked enamel aluminum back
- 3" diameter plastic buttons

Part#	Color
RF-3A	Amber
RF-3R	Red



End of Road Marker

- 18" x 18" .080 aluminum
- High intensity red

Part#	Color
OM4-3HIA	Red



Slow Moving Vehicle


- High intensity reflective on steel
- Mounts to vehicle to warn of slow moving hazard

Part# M10-1105-2A



One Way Bolt

- 2" x 5/16"
- Easy installation
- Makes removal by vandals difficult
- Use with Break Away Nut (BAN516)
- Sold as 1 bolt



Part# BOW2

Carriage Bolt & Hex Nut

- 5/16" - 18" x 2 1/2"
- Can also use bolt with breakaway nut
- Sold in box of 25 pcs.



Part# FASN516212C

Break Away Nut

- 5/16"
- Use wrench to tighten nut
- When nut is tight, twist firmly until hex head breaks off, leaving the vandal proof nut secure
- Sold as 1 nut



Part# BAN516

Nut & Bolt

- 2 1/2" x 5/16"
- Zinc coated
- Includes one nut and one bolt



Part# NB-11

Theft Resistant Nut & Bolt

- 2" x 5/16"
- Use on aluminum signs only
- Includes 1 nut and bolt
- NB-20 wrench required for installation



Part# NB-12

Set Screws

- 5/16" - 18 x 3/8"
- Use on street name sign brackets
- Sold in bag of 100



Part# FASB38516

NEW

Tamper Resistant Set Screws

- 5/16" - 18 x 5/16"
- Use on street name sign brackets
- Purchase T-Handle Wrench for installation
- Sold in bag of 100



Part# FASB38516T

Machine Screw & Hex Nuts

- 5/16" - 18" x 1" slotted truss head
- Zinc coated
- Mount signs to GP-4 and GP-5 pedestal bases
- Box of 25 pcs



Part# FASN5161

Mounting Wrench

- Used for mounting NB-12 theft resistant nuts and bolts



Part# NB-20

NEW

T-Handle Wrench


- To install 5/16" set screws



Part# T100

Sign Saving Washer

- Install between sign & u-channel post
- Helps prevent warping & buckling



Part# MW-10

BANDING TOOL & SUPPLIES

Banding Tool



Part# BT100

Stainless Steel Wing Seals



- 3/4"
 - 100 per box
- Part# BT109

Stainless Steel Strapping



- .015
 - 200' per roll
- Part# BT106

Stainless Steel Brackets



- 3/4"
 - 50 per box
 - Includes nuts, bolts, and washers
- Part# BT102

Adjustable Band Bracket & Accessories

Adjustable Band Bracket

- Fit posts 4" - 12" in diameter
- Includes all pieces to mount one sign

Part# AB-10



Additional Brackets

- Attach signs back to back
- 2 brackets needed for a set

Part# AB10BRACKET

Additional Straps

- 9/16" x 47" long
- .023 stainless steel

Part# SS4STRAP



Sign Link

- Centered hole is pre-threaded 5/16"
- Nylon
- Install signs on chain link fence or use on a U Channel post
- Includes nylon link and 5/16" screw



Part# SIGN LINK

NEW

Adjustable Chevron Brackets

- Signs can be adjusted to a desired angle after the sign post has been driven
- Position of the sign post itself is no longer critical
- Bracket allows signs to be seen from both directions
- Holds 12" x 18" and 18" x 24" signs



Part# CB1

Wing Brackets

- Straps or bolts to side of wall or pole
- Use for flat or extruded street name sign
- Includes setscrews



METRO WING #8

METRO WING 800

Part#	Size	Blank Size
METRO WING #8	14" x 8 1/4"	6" Street Signs
METRO WING 800	24" x 8 3/4"	9" Street Signs

Metro Wing 800 now a one piece bracket

- Size: 4 1/4" x 2 1/2", 1/8" slot, 1/2" deep
- Mount to wood or metal post
- Use for flat or extruded signs

Part# WING #4



- Strap or bolt to side of wall or pole
- Includes 2 nuts and bolts

Part#	Size
BWB12	12"
BWB18	18"
BWB24	24"



"U" Brackets

- Temporarily attach a substrate to a post or wall
- Use on MDO, Whitewood, MAX-metal, Alumacorr and more

Part#	Size
UB1000	1/4"
UB2000	1/2"



Center Brackets

- Center brackets for increased stability of your substrate

Part#	Size
UB3000	1/4"
UB4000	1/2"



Chain Link Brackets

- 1 1/2" wide
- Made of .080 aluminum
- Secure signs to a chain link fence with this rust proof bracket
- Nuts and bolts sold separately

Part#	Sign Height
FB12	12"
FB18	18"
FB24	24"



S-Hook

- 2" x .148
- Zinc coated
- Sold in box of 20 pcs



Part# 130S9

2³/₈" OD Pipe Post Brackets

Heavy Duty Street Name Sign Brackets

Part#	Blade Type	Slot Length
BA7	Extruded	5 ¹ / ₂ "
BA712	Extruded	12"
BA8	Flat	5 ¹ / ₂ "
BA812	Flat	12"



Heavy Duty Side Mount Bracket

- Heavy duty aluminum
- No exposed bolts
- Includes 2 u-bolts, 4 hex nuts, 4 split lock washers and 2 sign mounting bolts



U-Channel Post Brackets

Heavy Duty Street Name Sign Brackets

- Flat slot width: 3³/₁₆"
- Extruded slot width: 1¹/₄"

Part#	Blade Type	Slot Length	Mount Degree
BA180F	Flat	5 ¹ / ₂ "	180°
BA180F12	Flat	12"	180°
BA90F	Flat	5 ¹ / ₂ "	90°
BA90F12	Flat	12"	90°
BA180X	Extruded	5 ¹ / ₂ "	180°
BA180X12	Extruded	12"	180°
BA90X	Extruded	5 ¹ / ₂ "	90°
BA90X12	Extruded	12"	180°



Economy Street Name Sign

Part#	Blade Type	Slot Length
BA1	Flat	3 ³ / ₈ "



Post Caps

Decorative Pyramid

- Covers square post
- Set screws included

Part#	Post Size
SCC134	1 ³ / ₄ "
SCC2	2"



Acorn Post Cap

Covers 2³/₈" round pipe post



CPC250

Flat Post Cap

- Covers 2³/₈" round pipe post
- Set screws included



EC-2

4" x 4" Wooden Post Brackets

Street Name Sign Brackets

Part#	Blade Type
827F	Flat
827X	Extruded



Economy Street Name Sign Bracket

Part#	Blade Type	Slot Length
BA3	Flat	3 ³ / ₈ "



Side Mount Brackets

- Includes mounting hardware

Part#	Description
PPB-12	Mounts 1 sign
PPB13	Mounts 2 signs, back to back



Square Post Brackets

1³/₄" Square Post Street Name Sign Brackets

Part#	Blade Type	Slot Length
134SQF	Flat	5 ¹ / ₂ "
134SQF12	Flat	12"
134SQX	Extruded	5 ¹ / ₂ "
134SQX12	Extruded	12"



2" Square Post Street Name Sign Brackets

Part#	Blade Type	Slot Length
2SQF	Flat	5 ¹ / ₂ "
2SQF12	Flat	12"
2SQX	Extruded	5 ¹ / ₂ "
2SQX12	Extruded	12"



Street Name Sign Cross Piece Brackets

Heavy Duty Fixed Cross Piece Brackets

Part#	Blade Type	Slot Length
BA7A	Extruded	5 ¹ / ₂ "
BA7A12	Extruded	12"
BA8A	Flat	5 ¹ / ₂ "
BA8A12	Flat	12"



Economy Fixed Cross Piece Bracket

Part#	Blade Type	Slot Length
BA390	Flat	3 ³ / ₈ "



Adjustable Cross Piece Brackets

- Use to mount signs at 45° angle or parallel to one another

Part#	Blade Type
UNIV 457F	Flat
UNIV 457X	Extruded



Top Finial Nuts

- Decorative finial nuts for the top of street name signs
- Color matches that of mounting brackets

Part#	Blade Type
317F	Flat
317X	Extruded



